



Construction

Horizontal multi-stage close coupled pump. Single-piece barrel casing in chrome-nickel stainless steel, with front suction port above pumps axis and radial delivery at top. Stages in Noryl.

Applications

For water supply.
For domestic use, for garden use and irrigation.

Operating conditions

Liquid temperature: 0 °C to +50 °C.
Ambient temperature up to +40 °C.
Maximum permissible pressure in the pump casing: 8 bar.
Continuous duty.

Motor

2-pole induction motor, 50 Hz ($n \approx 2800$ rpm).
MXP: three-phase 230/400 V $\pm 10\%$.
MXPM: single-phase 230 V $\pm 10\%$, with thermal protector. Capacitor inside the terminal box.
 Insulation class F.
 Protection IP 54.
 Motor suitable for operation with frequency converter from 1,1 kW.
Classification scheme IE3 for three-phase motors from 0,75 kW.
 Constructed in accordance with: EN 60034-1; EN 60034-30-1.
 EN 60335-1, EN 60335-2-41.

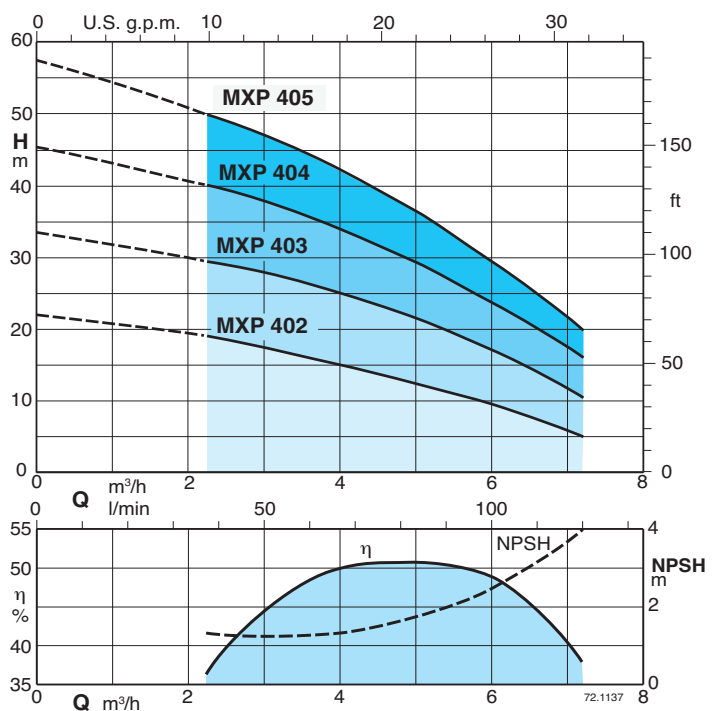
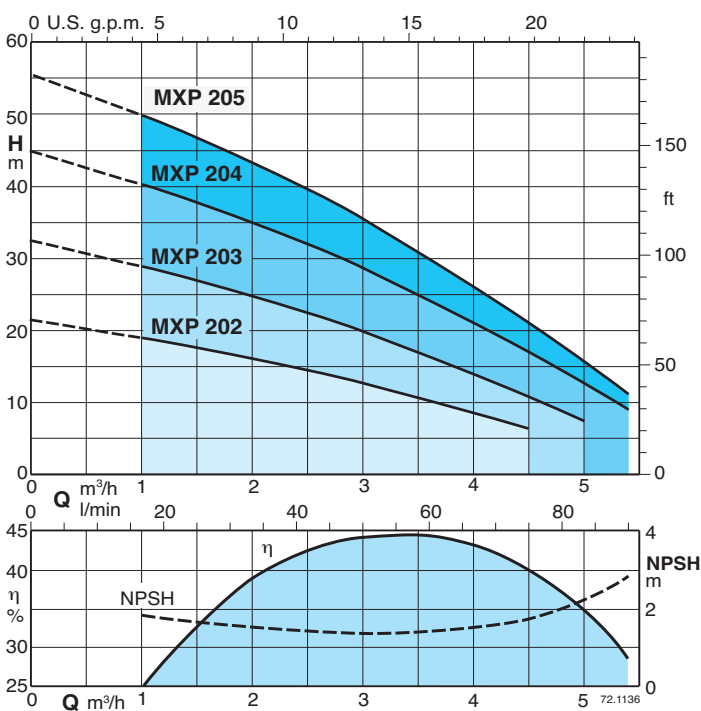
Materials

Component	Material
Pump casing	Cr-Ni steel 1.4301 EN 10088 (AISI 304)
Casing cover	Cr-Ni steel 1.4301 EN 10088 (AISI 304)
Pump Shaft	Chrome steel 1.4104 EN 10088 (AISI 430)
Plug	Cr-Ni steel 1.4305 EN 10088 (AISI 303)
Stage casing	PPO-GF20 (Noryl)
Impeller	PPO-GF20 (Noryl)
Mechanical seal	Carbon - Ceramic - NBR

Special features on request

- Other voltages.
- Frequency 60 Hz (as per 60 Hz data sheet).
- Motor suitable for operation with frequency converter up to 0,75 kW.

Characteristic curves $n \approx 2800$ rpm



Performance $n \approx 2800$ rpm

	3 ~ 230 V 400 V		1 ~ 230 V	P ₁	P ₂		Q	m ³ /h													
	A	A			A	kW		kW	HP	l/min	0	1	1,5	2	2,5	3	3,5	4	4,5	5	5,4
MXP 202	1,7	1	MXPM 202	2,3	0,45	0,33	0,45	H	m	21,5	19	17,5	16	14,5	12,5	10,5	8,5	6,5			
MXP 203	2,4	1,4	MXPM 203	3	0,63	0,45	0,6			32,5	29	27	25	22,5	20	17	14	11	7,5		
MXP 204/A	2,8	1,6	MXPM 204/A	4,2	0,8	0,55	0,75			45	40	37,5	35	32	28,5	25	21,5	17	13	9	
MXP 205/A	3,5	2	MXPM 205	5,4	1,2	0,75	1			56	50	46,5	43,5	40	35,5	31	26,5	21	16	11	

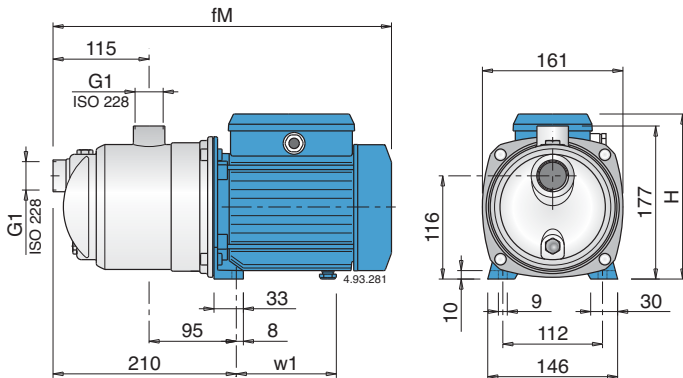
	3 ~ 230 V 400 V		1 ~ 230 V	P ₁	P ₂		Q	m ³ /h											
	A	A			A	kW		kW	HP	l/min	0	2,25	3	3,5	4	4,5	5	6	7,2
MXP 402	2,4	1,4	MXPM 402	3	0,61	0,45	0,6	H	m	22	19	17,5	16,5	15	14	12,5	9,5	5	
MXP 403/A	2,8	1,6	MXPM 403/A	4,2	0,9	0,55	0,75			33,5	30	28	26,5	25	23	21,5	17	10	
MXP 404/B	3,5	2	MXPM 404/A	5,4	1,2	0,75	1			46	40	38	36,5	34	32	29,5	24	16	
MXP 405	4,5	2,6	MXPM 405	7	1,5	1,1	1,5			56	50	47	45	42	39,5	36	29,5	20	

P₁ Max. power input.
P₂ Rated motor power output.

Test results with clean cold water, without gas content.
+ 0,5 m security margin on NPSH-value is necessary.

Tolerances according to UNI EN ISO 9906:2012
For capacities over 4 m³/h use a suction pipe G 1 1/4 (DN 32).

Dimensions and weights



TYPE	mm			kg	
	fM	H	w1	MXP	MXPM
MXP 202 - MXPM 202	362	176	102	5,9	6
MXP 203 - MXPM 203	362	176	102	6,6	6,7
MXP 204/A - MXPM 204/A	391	192	112	8,7	9,6
MXP 205/A - MXPM 205	391	192	112	10,3	10,5
MXP 402 - MXPM 402	362	176	102	6,5	6,6
MXP 403/A - MXPM 403/A	391	192	112	8,6	9,5
MXP 404/B - MXPM 404/A	391	192	112	10,3	10,5
MXP 405 - MXPM 405	421	192	142	13,2	13,5

Features

Extra safety

against running dry, with the suction port above pump axis.

Robust

Single-piece barrel casing.

Compact

Single-piece lantern bracket and base.

Low noise

with the water-filled shroud around the stages.

