

ACCESSORIES



VALVES



check valve

VNR 1
VNR 1 1/4
VNR 1 1/2
VNR 2

foot valve

VDF 1
VDF 1 1/4
VDF 1 1/2
VDF 2

PRESSURE GAUGES



axial connection type

MA 0-6
MA 0-6 ABS

radial connection type

MR 0-10
MR 0-12
MR 0-16

CONNECTOR



type	connection
RA5 H 92	G 1
RA5 H 105	G 1

LEVEL PROBES



type

SL 2 electrodes
SLA Assembled level probes
Cable 2x0,75 mm ²
(cable length on request)

example: SLA 30
Assembled level probes
30 m cable length


SPHERICAL VESSEL



type	connect.	capacity
SS 24	G 1	24 l

BUTYL rubber diaphragm.

CYLINDRICAL VESSEL



vessel with base and feet

type	connect.	capacity
SC 20 BP	G 1	20 l

BUTYL rubber diaphragm.

INOX CYLINDRICAL VESSEL



vertical cylindrical vessel

type	connect.	capacity
SCX 20	G 1	20 l

BUTYL rubber diaphragm.

INOX CYLINDRICAL VESSEL

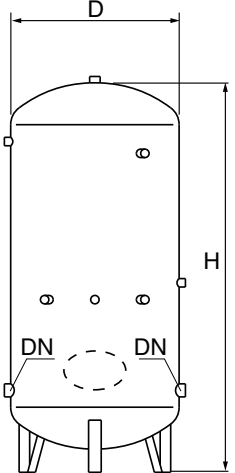


vessel with base and feet

type	connect.	capacity
SCX 20 BP	G 1	20 l

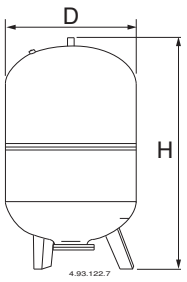
BUTYL rubber diaphragm.

CE 97/23 PED APPROVED PRESSURE VESSELS (Air tanks)

Hot galvanized vessels 	TYPE	Dimensions D x H mm	DN	weight kg
	100- 5	400 x 1020	G 1	32
200- 5	450 x 1440	G 1	48	
300- 8	550 x 1500	G 1 1/2	65	
500- 8	650 x 1820	G 2	105	
500- 12	600 x 2000	G 2	120	
800- 8	800 x 1900	G 2	145	
1000- 8	800 x 2150	G 2 1/2	160	
1000- 12 ▲	800 x 2300	G 2 1/2	203	
1500- 5	950 x 2500	G 2	190	
1500- 8 ▲	950 x 2500	G 2	255	
2000- 8 ▲	1100 x 2570	G 2 1/2	330	
2000- 12 ▲	1000 x 2780	G 2 1/2	387	
3000- 8 ▲	1250 x 2930	G 3	470	
3000- 12 ▲	1200 x 2930	G 3	596	
4000- 8 ▲	1450 x 3090	G 3	620	
4000- 12 ▲	1450 x 3090	G 3	880	
5000- 8 ▲	1450 x 3590	G 4	715	
5000- 12 ▲	1450 x 3590	G 4	1020	

The vessels are suitable for water up to 50 °C
They are all approved at manufacturer's premises and are supplied complete with safety valve, tested pressure gauge and fittings.

CE 97/23 PED APPROVED MEMBRANE VESSELS (Membrane vessels)

	TYPE	Pressure bar	Dimensions D x H mm	DN	weight kg
	SM 60 V	10	382 x 845	G 1	-
SM 80 V	10	450 x 850	G 1	-	
SM 100 V	10	450 x 950	G 1	-	
SM 200 V	10	550 x 1255	G 1 1/2	-	
SM 300 V	10	630 x 1405	G 1 1/2	-	
SM 500 V	10	780 x 1550	G 1 1/2	-	
SM 750 V	10	780 x 1940	G 1 1/2	-	
SM 1000 V	10	980 x 1970	G 2	-	

EPDM diaphragm
Temperature -10 ÷ +100 °C
With safety valve and pressure gauge 0÷16 bar

ACCESSORIES


FLOAT SWITCH



tipo

INTGALL
(cable 2,5 m)

FLEXIBLE HOSE



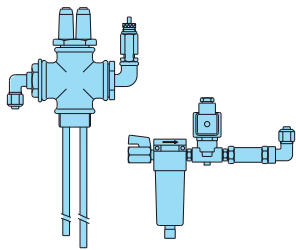
type

d x length

FP 1-630 G 1 x 630

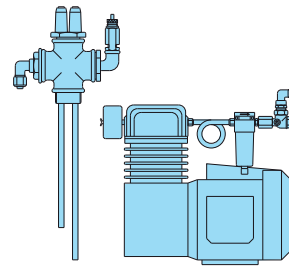
FP 1-680 G 1 x 680

SYSTEM FOR AIR INTAKE



Kit of level probes
with solenoid valve

SYSTEM FOR AIR INTAKE



Kit of level probes
with compressor